

Activities to make reading fun 3rd - 6th class:

Epic Books: <https://www.getepic.com> is a website that gives you access to thousands of books. There are fun quizzes, learning videos, audio books etc. There is a 30-day free trial on this site.

Raz Kids: <https://www.raz-kids.com> allows access to levelled readers so children can read at their own level and pace. It gives children the opportunity to listen to books, record themselves reading, provides rewards and e-quizzes which test comprehension. This can be downloaded onto phones or ipads freeing up laptops if they are being used for work in the house.

Virtual Book Club: A few children could read the same book. Have regular "Book Club" meet ups with their friends over such apps as Zoom, Houseparty, Whatsapp Video etc. These apps allow multiple users and the children can see and talk to each other using the webcam on your phone, ipad or laptop devices. They can discuss the book as they are reading it - perhaps chat after every few chapters to keep them engaged. Ensure your child has thought about character, plot, tricky words etc. before logging on so each child can contribute. Perhaps the children could read a chapter together while online.

This could also lead to lots of interesting challenges e.g. Illustrate a character or scene from the story, create a comic strip, write a diary entry/fact file, design a new book cover, write a different ending to the chapter, predict what might happen next, make up sentences with the words children found tricky, act out an action in the chapter read and the other children must guess what it is, create a wanted poster for a character, make up an acrostic poem with the letters of a character's name which helps describe the character e.g. Henry H=Horrid, E=Enthusiastic, N=Naughty, R=Ridiculous, Y=Young. Some of these activities could be done while online in a given time frame and then shared e.g. acting as mentioned above or playing "Pictionary" about a scene or character where they have to draw something in one minute and the others have to guess what they are representing or alternatively, they could be done after logging off and shared at the next "Book Club".

Note: Zoom logs you out after 40 minutes unless paid for but you can log back in straight away using the same meeting ID code and the meeting can resume.

Reading buddies: If you have children of different ages in the house, encourage the older child to become a "reading buddy" for the younger child, reading with them and playing word hunt games.

Set a reading challenge: Set your child a word or book challenge encouraging them to read a certain number of words/books in a given time frame. If they achieve this, they will gain a reward.

Lots more ideas: <https://orisonorchards.com/fun-reading-activities/> This website contains 25 fun reading activities to help engage your child.

Audio books:

David Walliams is releasing one audio book a day for 30 days at 11am. You can access this at the following website


<https://www.worldofdavidwalliams.com/elevenses/> The stories are read by David himself.

Other audio books can be accessed at:

https://www.audible.co.uk/ep/title?asin=0008385661&source_code=M2M30DF T1BkSH1181400KK&ipRedirectOverride=true

Reading Comprehension Cootie Catcher:

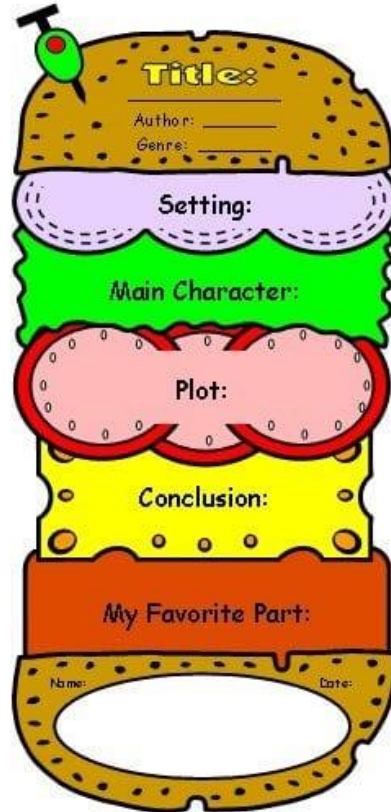
<http://classroomgamenook.blogspot.com/2016/05/using-cootie-catchers-for-reading.html> This is a fun way to explore the book your child is reading. Click on the link to take you to a downloadable pdf version of this game. There are 3 different templates included.



Yellow	Does this story teach a lesson? If so, what is the lesson?	Plot When in the story did the most action take place?	Blue
Setting Is the setting realistic or imaginary?	What connections can you make to the story?	Problem How does the problem effect the character's life? What steps took place to solve the problem?	Green
Characters Choose one character and describe him/her in great detail.	If the story were to continue, what do you think would happen next?	Solution	Red

Do a book report when they're finished reading:







Get creative and let them design their own unique book report. These could be displayed on a "reading wall" so they can keep track of the books they have read, while also challenging themselves to come up with novel ways to reflect on the book. Below is an example.



Roll and Chat Comprehension Activity:

Roll & Chat

Take turns rolling the die and talking about the topic next to that number.

If you roll a...	Chat about...
	What was your favorite part of the story and why?
	What is your favorite illustration and what does it show?
	Pick 2 characters. Compare how they are alike and different.
	What is the setting of the book?
	What happened at the end of the story?
	Did you learn any lessons from the story?

www.playful-in-primary.com

Make a shutter book:



This is a nice activity for your child to show their understanding of elements of the story in a creative way, particularly if they like drawing.

Retelling Rope (This is probably more suitable for 3rd and 4th class)

If you don't have a printer, this could be easily made by getting your child to draw the images or paint one. Get creative!!




Retelling Rope



Retelling Rope

Laminate the 3 cards and glue to a ribbon!



As the text is hard to read above:

Castle - Tell the setting of the story.

Gingerbread - Tell the characters of the story.

Boot - Tell what "kicks off" the story.

Beads - Tell 3 events of the story.

Bow - Tell what ties up the story.

Have fun reading!